



## Management Utilities

## Simplified Application and Patch Deployment

### Discover, Identify Vulnerabilities and Deploy Seamlessly Across the Network ... Without User Interruption

#### Discover, Identify and Deploy

SyAM Software Management Utilities provide IT Administrators with the ability to quickly discover systems across the network, group and manage the systems, identify vulnerabilities in missing updates, and then easily deploy the required patches to ensure maximum security levels. The utilities work with System Area Manager and System Client software.

#### Management Features

SyAM Software management utilities contain the ability to:

**Discover** - systems across the network or Domain, identifying their key information, current power status, SyAM Software client version and type, Intel Active Management Technology (AMT) capability, and Domain information.

**Group** - the systems as you wish to manage their application deployment, giving you the maximum management flexibility.

**Deploy** - the SyAM System Client software quietly and seamlessly across the network to your group of systems without interrupting the user.

**Identify** - vulnerabilities in missing updates on each system, producing quick on-screen summaries and detailed csv formatted reports.

**Patch** - the systems seamlessly and quietly without forcing reboots or affecting users, enabling administrators to keep systems updated without having to schedule down time or evening updates.

**Power Management** - provides the administrator with group capabilities for configuring the power schedule settings, powering on, or shutting down groups of systems.



**SyAM Software™**

# Requirements

## Operating System

- Windows XP Pro, 2003 Server

## Username

- Administrator level on all systems  
or Domain username and password

## Shared folder

- Utility, applications and patch files  
installed in a shared folder, accessible  
by all systems you wish to deploy to

## Firewall

- Firewall off, or if firewall enabled RPC  
communication working

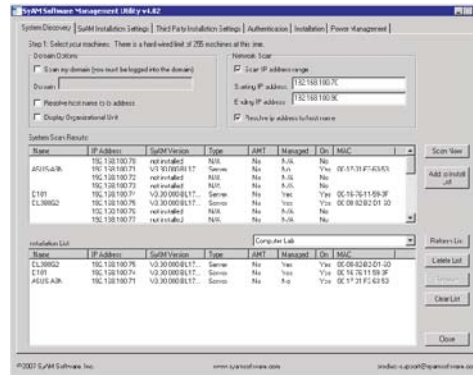
## Target Drive

- Target systems must have the same  
target drive (Example C:\)

# Simply Powerful

## Simple Steps for Maximum Deployment Productivity

**Step 1** - Discover and group systems  
according to the way you manage their  
application updates

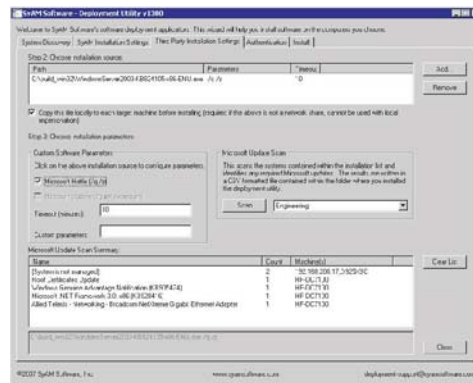


**Step 2** - Configure your authentication for  
system access

**Step 3** - Deploy the System Client  
Software

**Step 4** - Add the System Clients to your  
System Area Manager for centralized  
management

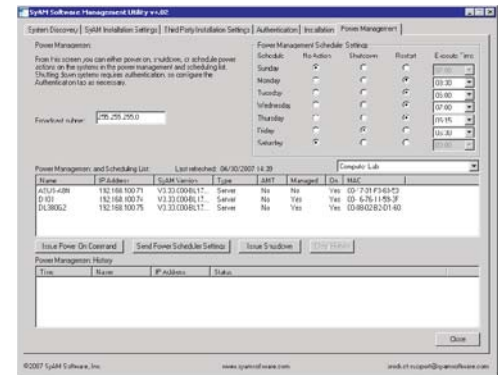
**Step 5** - Scan the required groups for  
identification of vulnerabilities



**Step 6** - Deploy required patch updates

## Power Management

Configure power management schedules  
daily and apply to groups at a press of a button.



## Our Products

- System Client
- System Area Manager
- Management Utilities

Our System Client and management  
utilities products can be downloaded and  
used for free. Our System Area Manager  
product can be downloaded and tested for  
free for 15 days for 5 System Clients.  
Thereafter, license fees are applicable.  
See our website for a list of resellers.

## About SyAM Software

SyAM Software is a developer of systems  
area management solutions that help  
SMBs and enterprises operate more  
efficiently and save money.

# SyAM Software™

1 Chestnut Street, Suite 3-1  
Nashua, NH 03060  
888 UnifyMe (864-3963)  
www.syamsoftware.com

## Sales Offices

North America 603-598-9575  
South America +55 11 3641-3580  
Europe +49 (0) 8158 905933

# System Area Management Made Simple™

© Copyright 2007 SyAM Software, Inc. All rights reserved. SyAM Software and the SyAM Software design are trademarks of SyAM Software, Inc. Other brands and names are the property of their respective owners.